

# Result report certificate

## Detection of mutation in dog PRCD gene




### Customer

Gerda van Empel  
Dollemanstraat 2  
7223 KG BAAK  
Netherlands

### Sample

Sample: 52011  
Name: Nickel and Dimes Carpe Diem  
Breed: English Cocker Spaniel  
Microchip: 528 140 000 644 266  
Reg. number: 3033761  
Date of birth: 19-02-2016  
Sex: female  
Date received: 27.02.2017  
Sample type: buccal swab

## Result: N/N

 N/N clear (normal homozygote)       N/P carrier (heterozygote)       P/P affected (mutated homozygote)

### Explanation


Presence or absence of mutation 1298G>A in PRCD gene in CFA9 (canine chromosome 9) has been examined. This mutation induces PRA-prcd (Progressive Retinal Atrophy form Progressive Rod Cone Degeneration). Disease causes degeneration of retinal cells. Firstly, rods are affected and night blindness develops in the animal. Later, cones degenerate. That results in complete blindness of the animal. The age of onset of disease varies, but, generally, it cannot be recognized before the adulthood of the animal.

Mutation that causes Prcd-PRA is inherited as an autosomal recessive trait. That means the disease trait. That means the affects dogs with P/P genotype only. The dogs with N/P genotype are considered carriers of the disease (heterozygotes). In offspring of two heterozygous animals following genotype distribution can be expected: 25% N/N (healthy non-carriers), 25% P/P (affected), and 50% N/P (healthy carriers).

The PRA-prcd mutation was found in following dog breeds: Am. Eskimo Dog, Austr. Cattle Dogs, Austr. Shepered (normal, mini), Austr. Stumpy Tail Cattle Dog, Retriever (Chesapeake Bay, Golden, Labrador, Nova Scotia Duck Tolling), Chinese Crested Dog, Cockapoos, Cocker Spaniel (Am., Engl.), Basenji, Poodles (Dwarf, Miniature, Toy), Entlebucher Mountain Dog, Lapphund (Swedish, Finnish), Goldendoodle, Karelian Bear Dog, Kuvasz, Magyar Vizsla, Labradoodle, Laponian Herder, Norwegian Elkhound, Papillon, Water Dog (Portuguese, Spanish), Terrier (Silky, Yorkshire). With lower probability, other breeds can also suffer from PRA-prcd.

Report date: 03.03.2017

Responsible person: Mgr. Markéta Dajbychová, Deputy Laboratory Manager



DAJBYCH SLOVAKIA, s.r.o., Madridská 3, 040 13 Košice, Slovak Republic, ICO: 36186058, www.prcdtest.com, e-mail: lab@prcdtest.com